



MUNICIPIO MOROLEON GTO.  
ESTADO ANALITICO DEL EJERCICIO DEL PRESUPUESTO DE EGRESOS  
Clasificación Administrativa  
Del 1 de Enero al 30 de Junio del 2020

Concepto	Egresos					Subejercicio
	Aprobado	Ampliaciones/ (Reducciones)	Modificado	Devengado	Pagado	
	1	2	3=(1+2)	4	5	6=(3-4)
PRESIDENCIA MUNICIPAL	9,905,184.77	-199,938.84	9,705,245.93	3,264,990.29	3,220,002.29	6,440,255.64
DERECHOS HUMANO	336,846.26	-3,578.68	333,267.58	145,081.18	145,081.18	188,186.40
UNIDAD DE ACCESO A LA INFORMACION	419,662.34	4,000.39	423,662.73	184,995.54	184,995.54	238,667.19
COMUNICACION SOCIAL	1,518,187.99	447,268.00	1,965,456.19	686,864.06	686,864.06	1,278,592.13
SINDICATURA	1,025,472.08	2,125.51	1,027,597.59	441,325.86	416,875.86	566,271.73
REGIDORES	22,852,064.06	-115,192.77	22,736,871.29	12,178,079.64	11,958,059.64	10,588,791.65
DELEGADOS	445,027.76	0.00	445,027.76	196,320.00	0.00	248,707.76
SRIA DEL H. AYUNTAMI	862,741.45	237.97	862,979.42	401,866.80	401,866.80	461,112.62
Asesoría Jurídica	1,153,467.18	-5,767.87	1,147,699.31	486,236.41	486,236.41	671,462.90
Archivo Histórico	718,910.67	2,769.30	721,679.97	296,581.22	296,581.22	425,098.75
Juez Municipal	385,348.34	-6,415.33	378,933.01	159,358.00	159,358.00	219,575.01
Oficina d enlace SRE	1,355,122.65	294,978.96	1,650,101.61	717,432.45	717,432.45	932,669.16
Proteccion Civil	2,275,922.64	196,597.66	2,472,520.30	1,113,359.14	1,113,359.14	1,359,161.16
Emergencias 911	3,515,149.69	-11,236.92	3,503,912.77	1,385,472.15	1,385,472.15	2,118,440.62
TESORERIA	11,594,399.12	6,729,211.15	18,323,610.27	4,515,316.98	2,435,093.98	13,808,293.28
FISCALIZACION	2,363,189.97	-18,921.07	2,344,268.90	980,229.20	980,229.20	1,364,039.70
PREDIAL	1,274,344.66	37,706.34	1,312,051.00	521,337.18	521,337.18	790,714.42
DIRECCION DE DESARROLLO SOCIAL	81,304,074.54	-9,894,222.62	71,409,851.92	2,479,854.46	2,479,854.46	38,988,997.46
INSTITUTO DE LA MUJER	923,805.51	-200,259.69	723,545.82	229,654.92	229,654.92	493,890.90
DESARROLLO RURAL	9,080,455.39	-2,039,765.32	7,040,690.07	1,895,859.24	1,895,859.24	5,144,830.83
CONTRALORIA MUNICIPAL	1,650,784.55	1,853.48	1,652,638.03	702,682.68	702,682.68	949,955.35
DIRECCION DE SEGURIDAD PUBLICA	42,127,241.87	7,206,579.81	49,333,821.68	18,907,817.20	18,907,817.20	30,426,004.48
MOVILIDAD	10,938,609.37	1,322,482.89	12,261,092.26	4,692,542.26	4,692,542.26	7,568,550.00
DIRECCION DE OBRAS PUBLICAS	7,188,132.97	91,331,524.64	98,489,657.61	56,770,840.27	56,770,840.27	41,728,817.34
DIRECCION DE SERVICIOS MUNICIPALES	3,453,252.89	-16,660.56	3,436,592.33	1,490,351.60	1,490,351.60	1,946,240.73
LIMPIA	10,824,032.80	2,134,374.60	12,958,407.40	5,179,135.16	5,177,470.16	7,779,272.24
PARQUES Y JARDINES	3,663,982.66	271,949.51	3,935,932.17	1,886,217.57	1,886,217.57	2,049,714.60
ZOOLOGICO	2,632,520.84	257,370.34	2,889,891.18	1,318,066.91	1,318,066.91	1,571,824.27
MERCADO MUNICIPAL	1,553,141.32	16,792.26	1,569,933.58	642,429.11	641,779.11	927,504.47
PANTEONES	1,200,551.24	109,281.02	1,309,832.26	478,401.12	478,401.12	831,431.14
ALUMBRADO PUBLICO	13,913,231.67	1,105,091.65	15,018,323.32	6,735,386.00	6,735,386.00	8,282,927.32
OFICIALIA MAYOR	7,152,291.33	-213.63	7,152,077.50	4,208,986.48	4,208,986.48	2,943,091.02
MEDIO AMBIENTE	1,646,182.78	-9,718.13	1,636,464.65	610,511.91	610,511.91	1,025,952.74
DIRECCION DE DEPORTE	4,505,056.96	-48,002.73	4,457,054.23	1,895,064.18	1,895,064.18	2,561,990.05
Dirección de Educación	3,656,009.58	-34,502.25	3,621,507.33	1,510,737.86	1,510,737.86	2,110,769.47
Universidad Virtual	459,358.09	-19,208.96	440,149.13	151,151.75	151,151.75	288,997.38
Dirección de Desarrollo Urbano	1,777,624.22	-64,549.23	1,713,074.99	709,423.73	709,423.73	1,003,651.26
Catastro	1,416,156.47	-6,715.06	1,409,441.41	577,372.54	577,372.54	832,068.87
Dirección de desarrollo economico y turi	2,366,414.92	1,622,637.15	3,989,052.07	814,337.85	814,337.85	3,174,714.22
<b>Total del Gasto</b>	<b>245,453,973.60</b>	<b>100,459,943.57</b>	<b>345,913,917.17</b>	<b>141,561,680.91</b>	<b>138,985,732.91</b>	<b>204,352,236.26</b>


Bajo protesta de decir verdad declaramos que los Estados Financieros y sus notas, son razonablemente correctos y son responsabilidad del emisor.




LIC. AZUCENA TINOCO PEREZ  
SINDICO MUNICIPAL Y  
COMISIONADO DE HACIENDA



CP ROGELIO DURAN TINOCO  
TESORERO MUNICIPAL



LIC. JORGE ORTIZ ORTEGA  
PRESIDENTE MUNICIPAL



ING MARIA CRISTINA ALVARADO BELWAN  
REGIDOR DE LA I.R.A MINORIA